
KVO Exhibit Bases

STREAMLINE

Product Guide

The KVO Streamline sign system is a quick, simple and affordable alternative to our other sign systems. Designed primarily for use with 1/2" DHPL (Digital High Pressure Laminate) graphic panels, the system consists of a standard post and backing plate assembly that attaches to the graphic panel with security screws, creating a clean, frameless look. The standard post and backing plate assembly is easily adaptable to graphic panels of numerous shapes and sizes.

The system is shipped disassembled (for ease of shipping and to keep costs to a minimum) with all necessary hardware and complete instructions for installation.

Although the Streamline system is designed around a standard leg and backing plate assembly that can accommodate numerous shapes and sizes of graphic panels, custom sizes are also available for an additional fee on a per job basis.



For more information about our Exhibit Bases or any of our other products or services please contact KVO Industries at:

1825 Empire Industrial Court, Suite A
Santa Rosa, CA 95403
p 707 573 6868
f 707 573 6888
info@kvoindustries.com
www.kvoindustries.com

KVO Exhibit Bases General Specs

STREAMLINE

KVO's Streamline Exhibit Bases are constructed from durable, powder coated aluminum or Corten weathering steel (optional). The powder coat finish comes in 15 standard colors (see chart below).

Corten is a steel alloy which oxidizes naturally over time to yield a rich rust color and natural texture. The alloy has a very high tensile strength and is highly resistant to exposure related corrosion once the initial oxidation process reaches saturation levels. Corten requires little to no maintenance and actually tends to look better as it ages, developing a beautiful, rich, mahogany colored patina finish. We pre-rust all exposed areas and add a wax finish to give your frames a finished look. *Please note: Corten options need to be quoted on a per job basis as availability and costs associated with this material can vary.*

Standard Powder Coat Finish Colors

 Cardinal T032-BL04 Blue Texture Semi-Gloss	 Cardinal T243-GR522 Flint Gray Fine Texture Semi-Gloss	 Cardinal T028-GR02 Steel Gray Pearlescent 80% Gloss
 Cardinal T241-BK59 Black Texture Semi-Gloss	 Cardinal T241-GR11 Platinum Gray Fine Texture Semi-Gloss	 Cardinal T091-GR309 Mock Rock Texture Semi-Gloss
 Cardinal T032-BR62 Brown Fine Texture Semi-Gloss	 Cardinal T243-GR301 Quartz Gray Fine Texture Semi-Gloss	 Cardinal T091-GN57 Verdigris Texture Semi-Gloss
 Cardinal T032-BG03 Beige Texture Semi-Gloss	 Cardinal T241-GR142 Light Gray Fine Texture Semi-Gloss	 Cardinal T091-BR47 Rust Texture Semi-Gloss
 Cardinal T032-WH15 White Texture Semi-Gloss	 Cardinal T025-BR01 Bronze Pearlescent 50% Gloss	 Dupont GFG-600-W2 Spruce Wrinkle Semi-Gloss

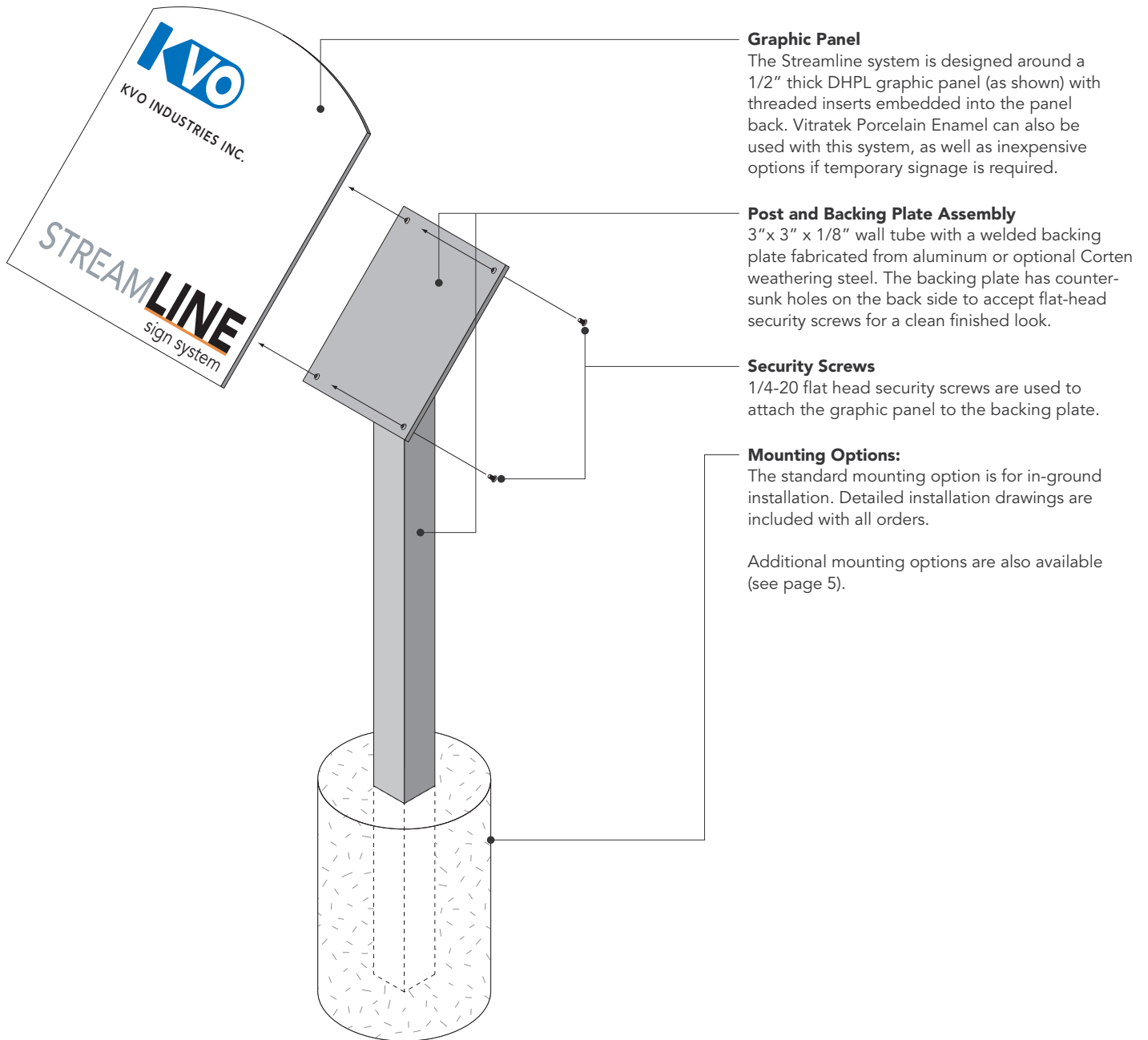
Colors represented in this chart should be used for reference only and may not accurately represent the actual color. Samples are available upon request. Custom color matching is also available for an additional fee.

Streamline is designed around a standard post and backing plate size, although custom sizes and custom fabrication can be accommodated. Please contact KVO for pricing for standard or custom bases as there are a number of factors that dictate final cost such as style, material, finish, size and quantity.

KVO Exhibit Bases are warranted for a period of one year from the date of delivery against defects in materials and workmanship. *Note: You must have a written warranty from KVO Industries for your specific project before any claims can be honored.*

KVO Exhibit Bases Components

STREAMLINE



Graphic Panel

The Streamline system is designed around a 1/2" thick DHPL graphic panel (as shown) with threaded inserts embedded into the panel back. Vitratek Porcelain Enamel can also be used with this system, as well as inexpensive options if temporary signage is required.

Post and Backing Plate Assembly

3"x 3" x 1/8" wall tube with a welded backing plate fabricated from aluminum or optional Corten weathering steel. The backing plate has counter-sunk holes on the back side to accept flat-head security screws for a clean finished look.

Security Screws

1/4"-20 flat head security screws are used to attach the graphic panel to the backing plate.

Mounting Options:

The standard mounting option is for in-ground installation. Detailed installation drawings are included with all orders.

Additional mounting options are also available (see page 5).

KVO Exhibit Bases Product Designations

STREAMLINE

KVO Exhibit Bases are identified by several simple designations: For demonstration purposes we'll use the following ID number:

3624 STL DLP-AL/rail mount

3624 - represents the exhibit (graphic panel) size, width x height

STL - represents the sign system (in this case Streamline)

DLP - represents the style (in this case Double Leg Pedestal)

AL - represents the material (in this case Aluminum)

rail mount - anything after a forward slash represents an optional feature

The following are all the designations you will find for the SlimLine system:

Exhibit Sizes:

For the Streamline system virtually any size or shape of graphic panel can be used. For our standard leg and backing plate assemblies, we recommend any size from 11" x 17" up to 42" x 24". Smaller graphic panel sizes can be used with one post and backing plate assembly (SLP) while larger sizes typically require two (DLP). KVO will recommend whether one or two posts and backing plate assemblies are required. Custom fabrication is also available to accommodate larger sizes or unique designs.

Sign Systems:

SL = SlimLine

OL = OutLine

STL = Streamline

STRL = Straightline

NPS = National Park Service

Styles:

SLP = Single Leg Pedestal

DLP = Double Leg Pedestal

Materials:

AL = Aluminum

CT = Corten weathering steel

Options:

surface mount

sleeve mount

rail mount

custom

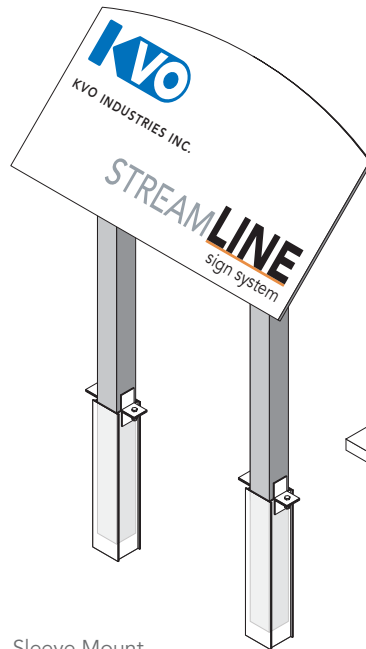
KVO Exhibit Bases Mounting Options

STREAMLINE



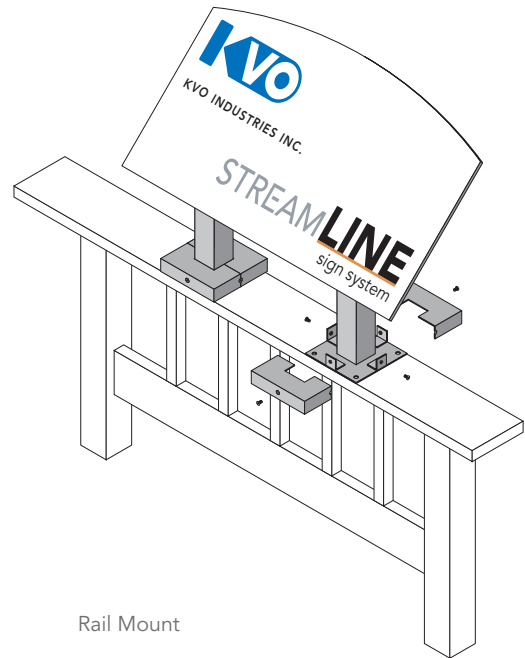
Surface Mount

A clean and simple solution for mounting any of our standard bases to virtually any surface. The mounting plate attaches to the surface with standard hardware. The two-piece cover then mounts with small security screws over the plate to conceal the hardware.



Sleeve Mount

In certain situations, the exhibit base may need to be removed from time to time. With the addition of simple sleeves, this can easily be accomplished.



Rail Mount

With simple modifications, KVO Exhibit Bases can mount to most railings. The version in this illustration utilizes our surface mount option although numerous custom installation ideas are possible.

KVO Exhibit Bases Surface Mount Detail

STREAMLINE

The most popular mounting option for KVO Exhibit Bases is the surface mount. The advantage of the surface mount option over the standard in-ground method is the ability to remove the exhibit base for maintenance or to move to a different location.

This option include a base plate welded to the leg(s) with a two piece cover that attaches to the base plate with security screws. The cover neatly conceals the mounting hardware and provides additional security.

Please note: Although KVO Industries does not typically provide the hardware for attaching the base plate to the concrete or deck surface, concrete anchors and / or lag bolts are available upon request.

